


The Pilot



Editor Chris Burchett

Issue No. 11

September/October 2000

*The official publication of the Teen Association of Model Railroaders'
Central Region*

On the Cover: The Minnesota shortline railroad Twin Cities & Western has acquired a new diesel - ex-Soo Line GP15C No. 4105. Here she is idling the Yuletide away at Hopkins, MN, as part of a quintet of TC&W diesels (the rest all GP20's) on Christmas Day 1999. *Photo by Richard Krebs - Minnetonka, MN*

Table of Contents:

Message From the Central Region Rep.	Page 3
LOASSB - Urban Renewal Series Part 3	Page 3
Central Region News	Page 4
Photo Time	Page 4
Convention News	Page 5
Top Seven	Page 5

Contributions:

The Pilot depends on its readers for material. All railroad- and model railroad-related articles, drawings, cartoons, and photographs are welcome!

Feature Articles:

The Pilot needs feature or lead articles the most. They should be roughly a page long, typed, and possibly accompanied by a drawing or photograph. Feature or lead articles can be on any number of topics such as:

- Members' layouts
- Railroad news
- Railfan trips or travel
- Modeling projects, etc.

Columns:

Columns are needed. Please contact the Editor to conduct your own column.

Photographs & Drawings:

Photographs of railroads and model railroads are needed! You can submit black & white and/or color prints - any size.

Drawings, cartoons, and artwork should be well done, in black ink, and on white paper (no lines).

Send All Articles To:

The Pilot
30150 Ilesboro Road
Logan, Ohio 43138

Message From The Central Region Rep.

Hello again! Yes, the *Pilot* did get out a tad later than I had hoped, but it got out before November came! Keep up the great work with all your photos and articles!!

Three new members have joined us! You'll find their info in the "central region news" section. Be sure to say hello to all of them!!

The 3rd Annual TAMR "CR" Fall convention will be held Nov. 24-26. Info in the "conventions" section. And if you have any conventions to report about (even if just two of you railfanned, had an operating session, or anything else!), send the info to be included in the *Pilot*.

Well, I guess that about sums it up for now. Tune in next time for the last *Pilot* from Logan, Ohio! Later, dudes!

LOASSB - URBAN RENEWAL SERIES PART THREE PAY PHONES

CONDUCTED BY PETER MAURATH

Welcome back to the global phenomenon known as LOASSB. This issue we dive into chapter three of the ever-exciting **Urban Renewal**. What's on the menu today is an often overlooked detail - the pay phone. Now I know what you're saying: "I have those neat little day-glow yellow phonebooths all over my layout." Well of course you do. And that's very prototypical - if you model the past. But take a look around. Phonebooths have gone the way of the typewriter and the 25 cent vending machine. What you see nowadays is what I like to call "phone on a stick" (or POAS), a payphone surrounded by a shallow box mounted on a pole or stand. That is what we are going to build.

Trying to build a POAS entirely from scratch, in N scale, would have been a major achievement for me, but, wanting to keep my eyesight and patience intact, I've found it's much easier to update some old phonebooths instead. We start with a Model Power phonebooth. This model comes in a detail set with park benches, mailboxes, etc., and retails for under \$10. It makes a good foundation for our POAS, containing its own scale phone and a place to build from. You will also need some scrap sections of cardstock, or styrene at least as big as the phonebooth to build our box.

First, using a hobby knife, carefully cut away the entire booth except for a $\frac{3}{8}$ " tall section of the backing

behind the phone and shelf, and a small section of the sides above the phone and shelf (Fig. 1). This will be the foundation from which the new box will be built off of. Using the cardstock or styrene, cut section to make up the new roof, sides, and front valence panel (an upper front panel tying the roof and sides together; Fig. 2). The roof measures $\frac{3}{16}$ "x $\frac{1}{4}$ " (better get the magnifying glasses), the sides are $\frac{3}{8}$ "x $\frac{1}{8}$ ", and the valence $\frac{1}{16}$ "x $\frac{1}{4}$ ". Once cut, begin by gluing the sides with CA, then add the roof. Finish with the valence, letting the glue dry between steps. After it has set up, we'll want to paint in the appropriate colors. I choose blue for the box and phonebooks, and silver and black for the phone and shelf. To finish, all we need is a little height advantage.

You can go for the obvious choice and paint a section of noodle silver, then glue the phonebox to it (keeping it a scale four to five feet off the ground; in N a $\frac{1}{4}$ "). Or you can give it a bit more class and glue it to a section of illustration board $\frac{1}{2}$ " tall and $\frac{1}{8}$ " wide, painted black. Once all is dry, stick it on a street corner, outside a gas station or store, or even inside a structure. Some final points: this design is open to "kitbashing," so feel free to experiment with the box design. They also have a tendency to get lonely, so putting two, three, or four together is very common. Don't forget some signs to make it easy for your citizens to find them. A few made up by hand or off a computer should do the trick.

That's all the space I have for this chapter. Join me next time when we'll wrap up this fabulous series with a few miscellaneous urban additives to busy-up your sidewalks!

Figure 1

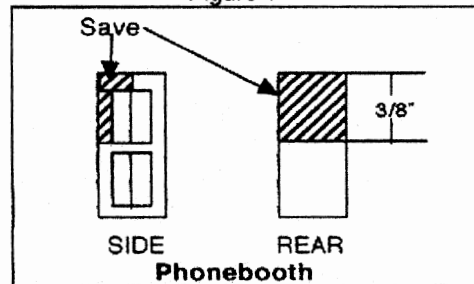
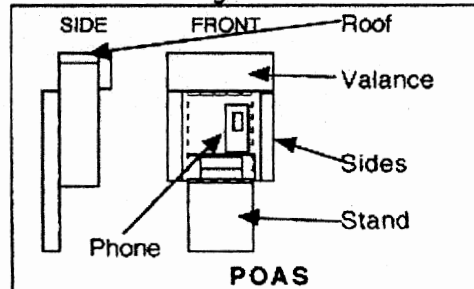


Figure 2




central region news

Three new members have joined! Say hello to Ben Givens (5107 Mountain Rd. NE, Mechanicstown, Ohio 44651; (339)738-4100; defback@raex.com), Charles Warcinsky (389 Gates Rd., Sandusky, MI 48471; (810)640-4736; CharlesWarcinsky@mail.com), and Chris Danz (679 Garys Dr., Antioch, IL 60002)!! Call, write, or e-mail these guys and welcome 'em to the group! Welcome aboard!!! In addition, Louis Granato III now has e-mail: lgranato@mthtrains.com.

Photo Time!!

E-mail or snail-mail your photos to Chris Burchett!! If snail-mailed, I will send them back upon request.




NS C40-9W no. 9252 is one of over 20 Dash 9's in this special "25 years" Operation Lifesaver paint scheme. Photo by Chris Burchett.



A CSXT autorack train at Berea, Ohio, (CP-194) is lead by a duo of BNSF units - SD40-2 no. 7305 and C44-9W no. 4739. As the 2000 national convention crew chased BNSF trains in California, Chris B. and Peter M. stayed in Ohio and got to see the same power. Photo by Peter Maurath.



Indiana & Ohio GP9 no. 61 (ex-C&O) and GP30 no. 85 (ex-NKP) lead train L-1 east to Logan, Ohio. Photo by Chris Burchett.



C&NW bay-window caboose no. 11190 brings up the markers on this M&IN freight. Photo by Richard Krebs.



A Hocking Valley Ry. passenger train pulls into the bustling Logan Depot about 1903. The station was, unfortunately, razed in 1952. All that remains is the brick platform, and the small baggage-house on the left. In addition, the depot also doubled as combination restaurant-hotel. Chris Burchett collection.

Convention News

National: The TAMR Ohio State Limited will be hosted by the Central Region in 2001! Many railfanning opportunities and layout tours will abound! The current official layout tour's will be of Lin Young's HO scale Grafton & Greenbrier (double-decked with CTC!), and Bob Bartizek's O scale Penn. & Western. Other layout tours will soon follow. As mentioned earlier, railfanning opportunities will abound, as we will be railfanning all over the "Buckeye State." Dates are currently July 9-14. For more info, contact Chris Burchett at (740)385-6654 or via e-mail at osl01@hotmail.com. So start making plans now to attend the Ohio State Ltd. '01!!!

Mini: The 3rd Annual CR Fall Convention will once again take place in Logan, Ohio, November 24-26. Activities will include the usual railfanning, railroad "archeology", and a trip on the Hocking Valley Scenic Ry. For more info, contact Chris Burchett - centralregion@tamr.org or (740)385-6654.

Top Seven Effects of the BNSF-CN merger

7. All employees now end sentences with "Eh."
6. All employees now begin sentences with "Yo."
5. Reporting marks now stretch across cars
4. Bo the TAMR Wonder Dog named official corporate mascot.
3. We are all brought together closer as nations, we open our borders, the wall comes down - peace in our time.
2. Norfolk Southern panics and buys CP Rail.

And the number effect of the BNSF-CN merger:

1. More Disco

Teen Association of Model Railroader's



2001



Ohio State Limited

National Convention

July 9-14, 2001

