

The Pilot



Editor Chris Burchett

Issue No. 10

July/August 2000

*The official publication of the Teen Association of Model Railroaders'
Central Region*

On the Cover: Ex-Conrail E8A's No. 4021 and 4022 head up CSXT P98 (former CR OCS-602) enroute to Huntington, WV; the train became CSXT property at Pt. Pleasant, WV on May 14, 1999. *Photo by Chris Burchett - Logan, OH*

Table of Contents:

Message From the Central Region Rep.	Page 3
LOASSB - Urban Renewal Series Part 2	Page 3
Central Region News	Page 4
Photo Time	Page 4
Convention News	Page 4
Top Seven	Page 5

Contributions:

The Pilot depends on its readers for material. All railroad- and model railroad-related articles, drawings, cartoons, and photographs are welcome!

Feature Articles:

The Pilot needs feature or lead articles the most. They should be roughly a page long, typed, and possibly accompanied by a drawing or photograph. Feature or lead articles can be on any number of topics such as:

- Members' layouts
- Railroad news
- Railfan trips or travel
- Modeling projects, etc.

Columns:

Columns are needed. Please contact the Editor to conduct your own column.

Photographs & Drawings:

Photographs of railroads and model railroads are needed! You can submit black & white and/or color prints - any size.

Drawings, cartoons, and artwork should be well done, in black ink, and on white paper (no lines).

Send All Articles To:

The Pilot
30150 Ilesboro Road
Logan, Ohio 43138

Message From The Central Region

Rep. -

Hard to believe that summer is nearly over. With all the conventions held and railfanning that was done, it sure makes time fly! And the fact that the long-awaited national convention was held in early July sure makes it known that summer is coming to a close, with fall right behind! Soon we'll all be doing the annual winter project of layout operation and minor (or major) rebuilding of the same. Enough of the depressing stuff!

Next year marks the beginning of a new administration, new conventions, and more rail-friends! And to top it all off, the Central Region is hosting the national convention, something that hasn't happened in nearly five years (last one being the "Hoosier Special '96")! Dates for the 2001 national are set for July 9-14, but are subject to change.

Keep sending in those great articles and photos! *The Pilot's* only fuel is items from you, the member. Once the articles stop, so does the *Pilot*. But you guys have kept it going, setting an example for members all over the TAMR and that is "support your regional newsletter." If there are some TAMR members near you, invite them for a day of railfanning. If you have an operating layout, do the same, invite them over for an operating session! Stay active in the group, and it will be more rewarding.

Well, that's all I've got to say for this issue. Join me next time for my next-to-last issue of the *Pilot*. Back to you members!

LOASSB - URBAN RENEWAL SERIES PART TWO

GIMME SHELTER - BUS SHELTERS

CONDUCTED BY PETER MAURATH

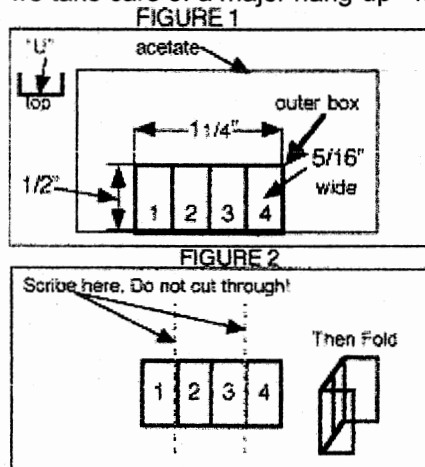
Welcome back to America's fastest growing clinic sensation! We continue the **Urban Renewal** series with the next chapter: Bus Shelters - those little glass enclosures that keep you out of the elements (or attempt to) while you wait for the #22. They can easily be replicated in any scale, or configuration, to fit your city. What you'll need is some sheet acetate (a.k.a. window glazing), and a few scraps of illustration board, and/or cardstock (a.k.a. cereal box cardboard). To build, you'll need a Sharpie permanent marker pen, a hobby knife, and CA (super glue).

To keep it simple, we'll build the most basic design of the bus shelter - the "U" (Fig. 1), a four-panel design. The measurements provided will be in N scale. We start with a sheet of acetate. You'll want to draw the shelter on the acetate as it would appear in two-dimension, the four panels of its "U"-shaped laid out flat (Fig. 1). The shelter measures $1\frac{1}{4}$ " long x $\frac{1}{2}$ " tall, with each of the four panels measuring $\frac{5}{16}$ " long. The measurements most important now are the total length and the height (you may want to draw a rough outline of the shelter using regular pen or pencil before using Sharpie). Using these, proceed with drawing the bus shelter's outer box (Fig. 1) with the Sharpie. Next, add the dividers (Fig. 1) to create the four panels, each roughly $\frac{5}{16}$ " wide.

Now comes the fun part. First, cut away the outer box of the shelter with the hobby knife. Now, **being careful not to cut through**, scribe a line between panels 1 & 2, and 3 & 4 (Fig. 2). Being ever so careful, gently fold panel 1 and 4 inwards to create the sides. If nothing broke off, you should have the basic structure for our shelter. It'll need a few more extras, though, to really make it helpful to your layout's commuters.

The bench is made using a small strip of cardstock about $\frac{5}{8}$ " long, painted a light brown and glued to the interior with a tiny amount of CA roughly $\frac{1}{8}$ " from the bottom. The roof is a small section of the illustration board or cardstock (I prefer illustration board because it's a little thicker) $1\frac{1}{16}$ "x $\frac{3}{8}$ ", painted black and also glued with CA to the top. Once all is dry, you're ready to place your shelter! They're most often located near intersections on main streets, but can be placed elsewhere if necessary. Any signs are an option, and are usually located along the roof or nearby lamppost. Add a few patiently waiting commuters, and a #53 bus coming down the street and you're all set. Now if only it was the bus they were taking!

That's a wrap for this issue! Join us next time when we take care of a major hang-up - modern pay phones.



central region news

The Central Region wrapped up its regional convention in St. Louis, MO on the 16th of July. Attendance totaled eight, which is the highest for a regional in the past 2 years! A congrats goes to Joel Durfee for organizing this national-type convention!! A report of the convention is scheduled to be published in the Pilot in the next issue.

Lewis Ableidinger and the Great Plains Div. had a record attendance for a GPD convention in late June, totaling nine!! Congrats GPD!!

Photo Time!!

This is where Central Region members can show off their photos!! E-mail or snail-mail your photos to Chris Burchett!! If snail-mailed, I will send them back upon request. So, here are some photos!!!




C&NW GP50 No. 5053 leads a Minnetonka & Illinois Northern freight over the brass rails of the M&IN "Hill City" Line in November of 1998. Photo by Richard Krebes.



Yes! Peake still lives on in real life today! Peake is the father of Chessie's kittens, coming into existence in the early '40's. Photo by Chris Burchett.



This is one for all you motor car (or speeder) fans! This Great Miami speeder is at the GMRY's Hamden (OH) locomotive shop, restored to operating condition by GMRY owner Fred Stout. Photo by Chris Burchett.



Peter Maurath's HO scale (one of the only items "HO" in the PC headquarters) Bent Spaghetti Lines boxcar No. 9000. You saw it right, the Bent Spaghetti, or "Route of the Meat Ball". It's right at home, since Pete is the brains behind "Noodlemania". Photo by Chris Burchett

Convention News

National: The TAMR Ohio State Limited will be hosted by the Central Region in 2001! Many railfanning opportunities and layout tours will abound! The first official layout tour will be of Lin Young's HO scale Grafton & Greenbrier (double-decked with CTC!). Other layout tours will soon follow. As mentioned earlier, railfanning opportunities will abound, as we will be railfanning all over the "Buckeye State." Dates are currently July 9-14. For more info, contact Chris Burchett at (740)385-6654 or via e-mail at osl01@hotmail.com. So start making plans now to attend the Ohio State Ltd. '01!!!

Top Seven Least Visited Vendors at a GATS show

7. Penn Central Historical Society.
6. The "Build your own benchwork out of half-eaten waffles" table.
5. Adolf's Hobbies.
4. Al's World of "TT" gauge.
3. Eddy's "overpriced, poorly built, out-of-proportion, badly painted, two days after you buy it, it'll break" Hobby Shop.
2. The Mime School Modular Railway.

And the number least visited vendor:

1. Railfans Anonymous.



Teen Association of Model Railroader's





2001



Ohio State Limited

National Convention

July 9-14, 2001



The Pilot
30150 Ilesboro Rd.
Logan, OH 43138

